


### Demographics Overview

Total counts and demographic characteristics for households, heads of household and adults, and total people that were served for the household type and project type selected in the dropdowns.

All Households

Served in shelters & transitional housing

 5,280

Households (HH)

 5,486

Heads of Household (HoH) and Adults

 6,435

People

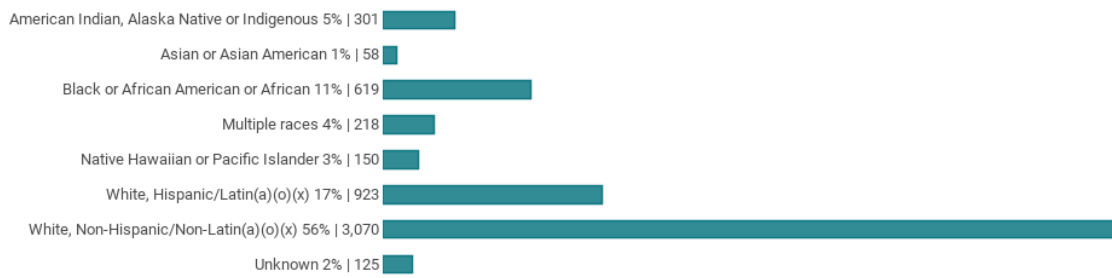
**Gender of HoH and Adults: 5,486 People**



**Age of All Persons in Household: 6,435 People**

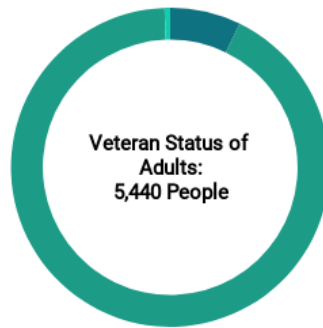


**Race and Ethnicity of HoH and Adults: 5,486 People**



**Household Composition: 5,280 HH**



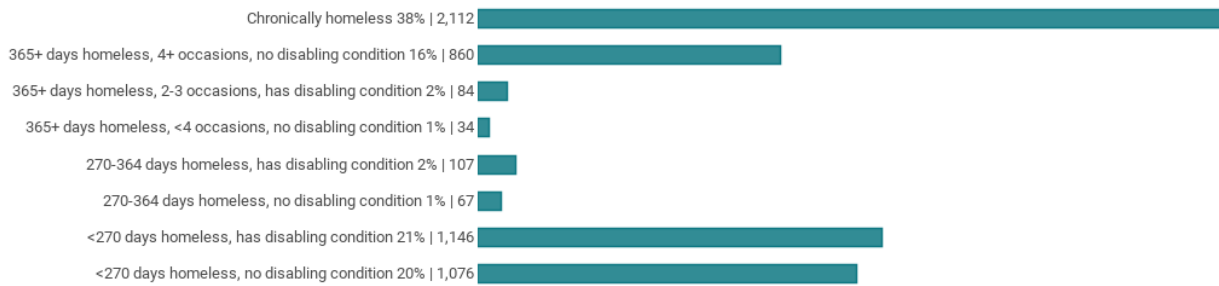


- 7% | 391 Veterans
- 92% | 5,018 Non-veterans
- 1% | 31 Unknown

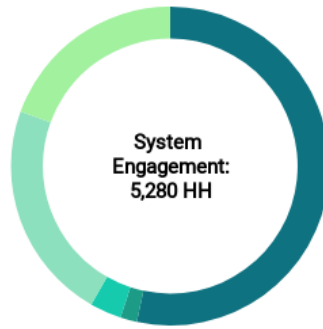


- 67% | 3,659 Not a DV survivor
- 10% | 568 DV survivor and currently fleeing
- 17% | 953 DV survivor and not currently fleeing or unknown fleeing status
- 6% | 306 DV status unknown

**Chronic Homelessness and Disabling Condition of HoH and Adults: 5,486 People**







- 53% | 2,818 First time homeless in the system
- 2% | 89 Returning from a permanent destination
- 3% | 169 Re-engaging from a temporary destination
- 22% | 1,178 Re-engaging from an unknown destination
- 19% | 1,026 Continuously homeless



- 34% | 1,803 Served in city
- 66% | 3,477 Served in suburb
- 0% | 0 Served in rural
- 0% | 0 Served in unknown

**Prior Living Situation for Households: 5,280 HH**

