





Salt Lake County CoC Point - In - Time (PIT) Count Summary

2023



What is the Point - In - Time Count?



The Point-in-Time Count is an annually occurring count of both sheltered and unsheltered people experiencing homelessness. The count is mandated by the federal Department of Housing and Urban Development (HUD) and occurs during the last week of January each year. PIT Counts provide important information about the homelessness landscape and are also essential for federal funding.

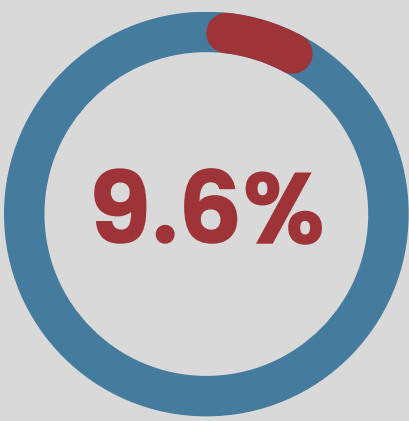
The PIT Count is a moment in time

Since the PIT Count occurs on a single night once a year, it is only one estimate of the number of people experiencing homelessness. Seasonal changes, weather, planning, and volunteer availability may impact the count.

The PIT Count doesn't capture everyone

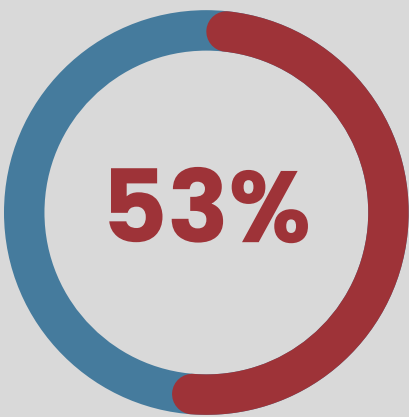
PIT Counts can only capture people who are enrolled in programs that use the homeless services management information system (HMIS) or who can be physically seen on the streets by those conducting the count. People who are in alternative housing situations, such as motels or couch surfing, cannot be counted.

Key PIT Data



The number of people experiencing homelessness (sheltered and unsheltered) in Salt Lake County counted during the Point-in-Time count increased by 9.6% from last year (from 2,095 in 2022 to 2,297 in 2023).


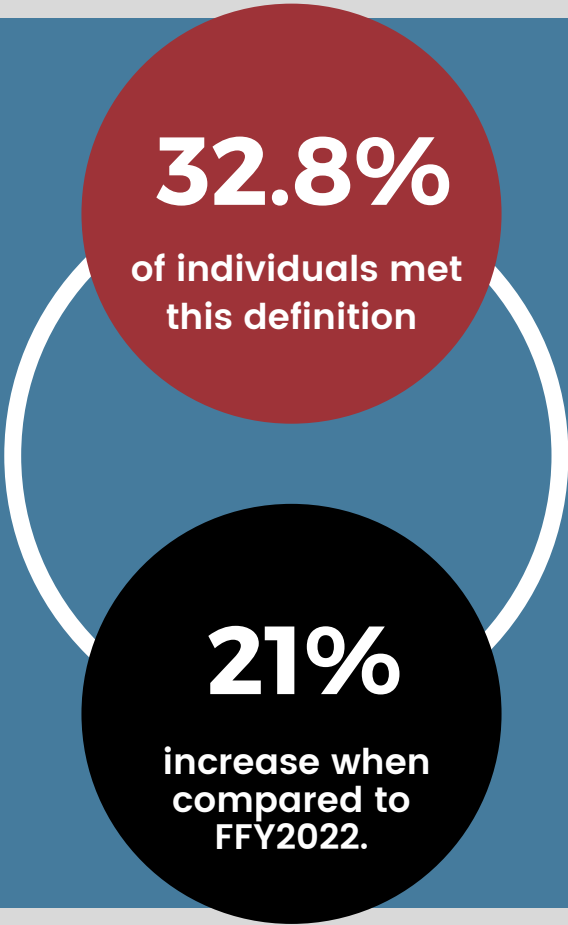
In Federal Fiscal Year (FFY) 2022, 4,047 individuals in Salt Lake County experienced homelessness for the first time; a slight increase of 80 individuals compared to the previous year. This represents 53% of new episodes of homelessness in FFY2022. This indicates a need for increased prevention methods.



Subpopulation: Chronically Homeless

In the 2023 Point-in-Time count, Salt Lake County saw an increase in the number of individuals experiencing chronic homelessness.

Chronic homelessness refers to individuals who have experienced long-term homelessness with a disabling condition.



In Salt Lake County 52.4% of the unsheltered counted were experiencing chronic homelessness, while 28.2% of those in shelter were experiencing chronic homelessness.

This indicates a need for more housing projects with supportive services to meet the needs of this vulnerable population. Housing projects tailored for this population have shown high effectiveness with a 93.8% retention rate, but the supply does not meet the demand.



Subpopulation:


People with a Mental Illness or a Substance Abuse Disorder

44.7% OF THOSE COUNTED IN THE 2023 PIT REPORTED HAVING A MENTAL ILLNESS. BROKEN DOWN BY POPULATION, THIS REPRESENTS 60.9% OF THE UNSHELTERED AND 40.9% OF THE SHELTERED.



44.7%

30.1%



30.1% OF THOSE COUNTED IN THE 2023 PIT REPORTED HAVING A SUBSTANCE USE DISORDER. BROKEN DOWN BY POPULATION, THIS REPRESENTS 49.2% OF THE UNSHELTERED AND 25.7% OF THE SHELTERED POPULATION.

More programs are needed to address the specific needs of this population.



Volunteer Turn out

FOR THE 2023 PIT COUNT, SALT LAKE COUNTY SAW MORE THAN DOUBLE THE VOLUNTEER FORCE THAN IN 2022. THIS INCREASE IN MANPOWER COUPLED WITH THE REWORDING OF THE QUESTIONS ON THE PIT SURVEY TO BE MORE TRAUMA INFORMED, PRODUCED INFORMATION THAT WE BELIEVE TO BE MORE ACCURATE THAN EVER BEFORE.